



IsoFlex Technologies Pty Ltd.

Unit 33, 75 Waterway Drive, Gold Coast Marine Precinct, Coomera, Queensland, Australia. 4209
 Ph: 1300 366 393 Ph: 07 555 60 924 F: 07 555 60 984 Int prefix: 617
 Email: info@isoflex.com.au
 Home Page: www.isoflex.com.au

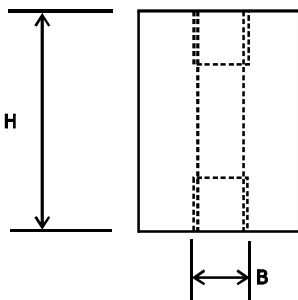
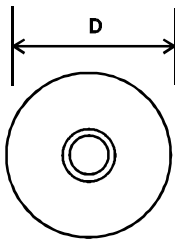
IsoFlex Mount Data Sheet

Loading:

1. Axial - Vertical Down (A-direction)

MOUNT MODEL: CM10

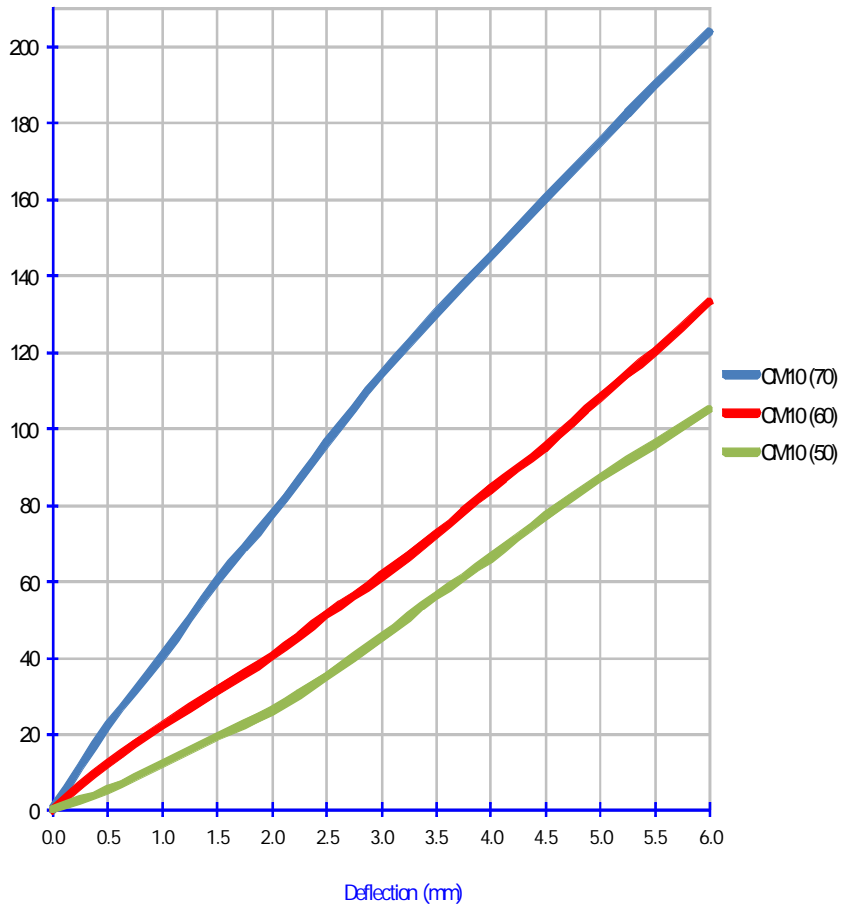
Resilient Element Colour	Shore Durometer Hardness A-scale SDH-A
Black	(70)
Red	(60)
Yellow	(50)



Isoflex Mount Model number: CM10

	B	D	H	Maximum Drilled Hole Size for Mounting
Mount Model	Metric Coarse	mm	mm	mm
CM10	M10	30	40	10.2

Load (kg)



Graph:

1. Static Axial Vertical Load[kg] (A-direction) versus Deflection[mm]

	CM10 (50)	CM10 (60)	CM10 (70)
Spring rate ** kg/cm	150	203	380

** Average Spring Rate (kg/cm) @ 3mm Static Axial Deflection

LOAD
A-direction



Model Shown CM10 (70)

Drawing number: DSA-CM10 Rev 2
 Drawn: WF Date: 8 January 2013